

Higher productivity with a lower cost to clean

The Advance SC6000™ is a next generation ride-on scrubber dryer with the size, speed, and technology to clean large indoor areas – at an extremely low Total Cost of Ownership.

Available in 3 different versions, SC6000™ will be the ideal solution for many companies, industries, and cleaning contractors dealing with large indoor areas such as production sites, warehouses, supermarkets, airports, parking garages and other logistical centers.

Saving both water and detergent, this user-friendly machine is designed to deliver hours of superior cleaning and drying performance at a high speed. Robust and reliable, the battery powered SC6000 is built to last with limited need for service and maintenance, making it the right choice when you want efficient cleaning with an absolute minimum of downtime.

SC6000 comes with the intelligent SmartFlow™ function automatically adjusting the solution flow according to the travel speed – and if you want to save more water, detergent, and power you can choose the optional Ecoflex™ system.

Dump and refill cycles will be few and far between – with the solution and recovery tanks both holding 190L and thanks to the limited use of water and detergent. Downtime is also minimized by the easy access to service


and maintenance, supported by the embedded diagnosis system for quick identification of any technical problems. When service needs to be carried out, tools will not be necessary for most operations, e.g. the click-on disc scrub brush system, and the easy removal of the squeegee from its support since no hose connection is needed.



Picture shown may not represent model quoted

- Intermittent SmartFlow™ lever integrated into steering wheel: Reduces water flow on the deck, preventing splashes during turns
- Speed limiter function reduces operator fatigue during cleaning especially when navigating around obstacles
- Available in 3 different versions: 86 cm or 105 cm dual discs deck or 91 cm dual cylindrical brushes deck
- Consistent cleaning: Designed for different types of surfaces, from smooth to tiles floors
- Best in class drying performance thanks to the optional dual turbine
- Reliable and rugged construction in compact dimensions
- Fully protected scrub deck and side skirts using rugged steel doors with rollers to minimize the risk of machine or facility damage
- SmartKey™ system with two different levels of access, (super user and user keys)
- OLED display visible in even bright light conditions and from all viewing angles
- No tools are needed to replace/change or inspect the main components of the machine: Brushes, squeegee and blades
- Click-on disc scrub brush system for simple one-touch installation of brushes or pad holders

● Standard equipment

| Included accessories | Ref. no. | Min. required | SC6000 40D | SC6000 34D | SC6000 36C |
|---|----------|---------------|------------|------------|------------|
| Brush Cylindrical | | | | | |
| BRUSH-CYL-180 GRIT-BLUE-7IN | 56116044 | 0 | | | |
| Ecoflex System | | | | | |
|  ECOFLEX BOTTLE ASSY | 56104190 | 0 | | | |
| Disc Brush 430 mm | | | | | |
| DISC BRUSH-17 MIDLITE 3 LUG | 56505788 | 0 | | | |
| Disc Brush 510 mm | | | | | |
| DISC BRUSH-20 MIDLITE 3 LUG | 56505798 | 0 | | | |

Higher productivity with a lower cost to clean





| Model | SC6000 40D | SC6000 34D | SC6000 36C |
|---|---|---|---|
| Ref. no. | 56116001 | 56116002 | 56116000 |
| PRODUCT FEATURES | | | |
| Automatic solution shut off | • | • | • |
| Offset pivoting deck | • | • | • |
| Detection of obstacles kit | • | • | • |
| Ecoflex installed | | | |
| SmartFlow system | • | • | • |
| No tools required for attachment change | • | • | • |
| Smart Key | • | • | • |
| DustGuard™ Dust-control System | • | • | • |
| Technical specifications | | | |
| Sound level | 69 dB A | 69 dB A | 69 dB A |
| Min. aisle turn (cm) | 79.5 in (202 cm) | 79.5 in (202 cm) | 79.5 in (202 cm) |
| Debris hopper capacity ft³ (l) | N/A | N/A | 0.43 cu ft (12.2 L) |
| Brush size in (cm) | 20 in (43 cm) | 17 in (43 cm) | 36 x 7.1 in (102 x 18 cm) |
| Scrub deck type | Disc | Disc | Cylindrical |
| Gross vehicle weight lbs (kg) | 2,359 lb (1,070 kg) | 2,359 lb (1,070 kg) | 2,359 lb (1,070 kg) |
| Empty weight | 1,784 lb (810 kg) | 1,784 lb (810 kg) | 1,784 lb (810 kg) |
| Propulsion system | Variable speed AC brushless drive | Variable speed AC brushless drive | Variable speed AC brushless drive |
| Gradeability transport % (DEG) | 7 | 7 | 7 |
| Gradeability working % (DEG) | 12.2% (7 degrees) Scrubbing | 12.2% (7 degrees) Scrubbing | 12.2% (7 degrees) Scrubbing |
| Length | 70 in (178 cm) | 70 in (178 cm) | 70 in (178 cm) |
| Width | 46 in (117 cm); 48.5 in (123 cm) w/ Squeegee | 39 in (99 cm); 43 in (109 cm) w/ Squeegee | 46 in (117 cm); 48.5 in (123 cm) w/ Squeegee |
| Height | 62.3 in (158 cm) | 62.3 in (158 cm) | 62.3 in (158 cm) |
| Vacuum motor | 0.8 hp (0.6 kW) - dual vac optional | 0.8 hp (0.6 kW) - dual vac optional | 0.8 hp (0.6 kW) - dual vac optional |
| Scrub path | 40 in (102 cm) | 34 in (84 cm) | 36 in (91 cm) |
| Sealed waterlift | Single vac - 57 in (145 cm) / Dual vac - 63 in (160 cm) | Single vac - 57 in (145 cm) / Dual vac - 63 in (160 cm) | Single vac - 57 in (145 cm) / Dual vac - 63 in (160 cm) |
| Max. scrubbing coverage rate per hour | 103,850 sq ft | 88,250 sq ft | 93,450 sq ft |
| Scrub brush speed | 250 rpm | 250 rpm | 760 rpm |
| Brush motor power | 2 x 1 hp (0.8 W) | 2 x 1 hp (0.8 W) | 2 x 1 hp (0.8 W) |
| Sweeping path with optional side broom | N/A | N/A | 43 in (109 cm) |
| Solution/recovery tank capacity | 50 gal (190 L) | 50 gal (190 L) | 50 gal (190 L) |

Higher productivity with a lower cost to clean






Technical specifications

| | SC6000 40D | SC6000 34D | SC6000 36C |
|----------------------------|---|---|---|
| Battery options / run time | 36 V, 310 wet/312 AGM Ah C20 - Up to 3.5 hrs / 36 V, 420 Ah wet C20 - Up to 4.5 hrs | 36 V, 310 wet/312 AGM Ah C20 - Up to 3.5 hrs / 36 V, 420 Ah wet C20 - Up to 4.5 hrs | 36 V, 310 wet/312 AGM Ah C20 - Up to 3.5 hrs / 36 V, 420 Ah wet C20 - Up to 4.5 hrs |
| Propel speed forward | 5.6 mph (9 km/hr) | 5.6 mph (9 km/hr) | 5.6 mph (9 km/hr) |
| Propel speed reverse | 2.6 mph (4.2 km/hr) | 2.6 mph (4.2 km/hr) | 2.6 mph (4.2 km/hr) |
| Propel motor (peak) | 1.6 hp (1.2 kW) | 1.6 hp (1.2 kW) | 1.6 hp (1.2 kW) |








● Standard equipment, ○ Supplementary accessories, □ Mountable equipment

| Accessories | | Ref. no. | Min. required | SC6000 40D | SC6000 34D | SC6000 36C |
|---|----------------------------------|----------|---------------|------------|------------|------------|
| Brush Cylindrical | | | | | | |
| | BRUSH-CYL-80 GRIT-BLACK-7IN | 56116045 | 0 | | | ○ |
| | BRUSH-CYL-180 GRIT-BLUE-7IN | 56116044 | 0 | | | ○ |
| | BRUSH-CYL-HARD NYL-NATURAL-7IN | 56116043 | 0 | | | ○ |
| | BRUSH-CYL-POLYPRO-RED-7IN | 56116047 | 0 | | | ○ |
| | BRUSH-CYL-SOFT NYL-YELLOW-7IN | 56116046 | 0 | | | ○ |
| Other | | | | | | |
|  | ARM REST KIT-R/H ONLY | 56383189 | 0 | ○ | ○ | ○ |
| | BACK-UP ALARM KIT | 56116351 | 0 | ○ | ○ | ○ |
|  | BEACON KIT | 56116352 | 0 | ○ | ○ | ○ |
| | BROOM 180X400MM POLYPROPYLENE | 56116858 | 0 | | | ○ |
| | BUMPER KIT-HEAVY DUTY-FRONT | 56116359 | 0 | ○ | ○ | ○ |
| | CAP NOZZLE | 56507908 | 0 | ○ | ○ | ○ |
|  | DELUXE SEAT KIT | 56116366 | 0 | ○ | ○ | ○ |
|  | DRAIN HOSE EXTENSION 11.5FT 3.5M | 56601410 | 0 | ○ | ○ | ○ |
| | DUAL VACUUM MOTOR KIT | 56116370 | 0 | ○ | ○ | ○ |
| | DUST GUARD KIT | 56116513 | 0 | ○ | ○ | ○ |
| | FOOT GUARD KIT | 56116364 | 0 | ○ | ○ | ○ |


Higher productivity with a lower cost to clean

| Accessories | | Ref. no. | Min. required | SC6000 40D | SC6000 34D | SC6000 36C |
|--|----------------------------------|----------|------------------|------------|------------|------------|
|  | MOP HOLDER KIT | 56116619 | 0 | ○ | ○ | ○ |
| | NOZZLE SPRAY | 56508450 | 0 | ○ | ○ | ○ |
| | NOZZLE SPRAY .10 | 56508709 | 0 | ○ | ○ | ○ |
|  | OVERHEAD GUARD KIT | 56116152 | 0 | ○ | ○ | ○ |
|  | OVERHEAD GUARD KIT-SHORT | 56116686 | 0 | ○ | ○ | ○ |
| | PAD RETAINER | 56505195 | 0 | ○ | ○ | |
| | SEAT BELT KIT- STANDARD SEAT | 56383455 | 0 | ○ | ○ | ○ |
|  | SIDE SWEEP KIT | 56116280 | 0 | ○ | ○ | ○ |
|  | SOLUTION AUTO FILL KIT | 56116358 | 0 | ○ | ○ | ○ |
| | SQUEEGEE GUARD KIT | 56116361 | 0 | ○ | ○ | ○ |
| | STRAINER CHECK VALVE 5 PSI | 56507916 | 0 | ○ | ○ | ○ |
| | USB KIT | 56116856 | 0 | ○ | ○ | ○ |
| | VACUUM WAND KIT | 56116355 | 0 | ○ | ○ | ○ |
| | WASH HOSE KIT | 56116512 | 0 | ○ | ○ | ○ |
| Pad Holder | | | | | | |
| | PAD HOLDER-17 3 LUG | 56505780 | 0 | | ○ | |
| | PAD HOLDER-20 3 LUG | 56505790 | 0 | ○ | | |
| Disc Brush 430 mm | | | | | | |
| | DISC BRUSH-17 AGLITE 500 Ø430 MM | 56505783 | 0 | | ○ | |
| | DISC BRUSH-17 DYNAGRIT 3 LUG | 56505782 | 0 | | ○ | |
| | DISC BRUSH-17 MAGNAGRIT 3 LUG | 56505781 | 0 | | ○ | |
| | DISC BRUSH-17 MIDGRIT 3 LUG | 56505787 | 0 | | ○ | |
| | DISC BRUSH-17 MIDLITE 3 LUG | 56505788 | 0 | | ○ | |
| | DISC BRUSH-17 PROLENE 3 LUG | 56505784 | 0 | | ○ | |
| | DISC BRUSH-17 PROLITE 3 LUG | 56505785 | 0 | | ○ | |
| | DISC BRUSH-17 UNION MIX 3 LUG | 56505786 | 0 | | ○ | |
| Disc Brush 510 mm | | | | | | |

Higher productivity with a lower cost to clean

| Accessories | | Ref. no. | Min. required | SC6000 40D | SC6000 34D | SC6000 36C |
|---|-------------------------------|----------|------------------|------------|------------|------------|
| | DISC BRUSH-20 AGLITE 3 LUG | 56505793 | 0 | ○ | | |
| | DISC BRUSH-20 DYNA GRIT 3 LUG | 56505792 | 0 | ○ | | |
| | DISC BRUSH-20 MAGNAGRIT 3 LUG | 56505791 | 0 | ○ | | |
| | DISC BRUSH-20 MIDGRIT 3 LUG | 56505797 | 0 | ○ | | |
| | DISC BRUSH-20 MIDLITE 3 LUG | 56505798 | 0 | ○ | | |
| | DISC BRUSH-20 PROLENE 3 LUG | 56505794 | 0 | ○ | | |
| | DISC BRUSH-20 PROLITE 3 LUG | 56505795 | 0 | ○ | | |
| | DISC BRUSH-20 UNION MIX 3 LUG | 56505796 | 0 | ○ | | |
| Squeegee Blade | | | | | | |
|  | SQUEEGEE BLADE KIT- LINATEX K | 56116705 | 0 | ○ | | ○ |
|  | SQUEEGEE BLADE KIT-LINATEX J | 56116704 | 0 | | ○ | |
|  | SQUEEGEE BLADE KIT-PU J | 56116707 | 0 | | ○ | |
|  | SQUEEGEE BLADE KIT-PU K | 56116708 | 0 | ○ | | ○ |
| Squeegee, Blade, Skirt and Splash Guard | | | | | | |
|  | SIDE BLADE KIT-LINATEX | 56116706 | 0 | ○ | ○ | ○ |
|  | SIDE BLADE KIT-PU | 56116709 | 0 | ○ | ○ | ○ |
| Light Option | | | | | | |
|  | HEADLIGHT KIT | 56116371 | 0 | ○ | ○ | ○ |
| Battery and Charger | | | | | | |
| | BATTERY WATERING KIT-36V | 56116614 | 0 | ○ | ○ | ○ |
| Ecoflex System | | | | | | |

Higher productivity with a lower cost to clean

| Accessories | | Ref. no. | Min. required | SC6000 40D | SC6000 34D | SC6000 36C |
|--|---------------------|----------|------------------|------------|------------|------------|
|  | ECOFLEX BOTTLE ASSY | 56104190 | 0 | | | |