

Ensuring you productive and powerful cleaning with green scope

SC8000 offers a more productive, powerful, and greener solution for scrubbing and wet sweeping of large areas – carried out in the most resource-saving and cost-effective way.

Productivity and efficiency is optimized through scrubbing and sweeping in one single pass, using the widest scrub deck on the market in its class.

Power and reliability have reached a new level thanks to the introduction of the superior Kubota 1.6L LP engine. While the green aspects of cleaning, including limited use of water and detergent, can be controlled to perfection using the Nilfisk Ecoflex system, guiding the operator in every situation.

The high efficiency and productivity make this machine suited for cleaning contractors, manufacturers, warehouses, parking garages, distribution centers, bus terminals, aircraft hangars, government & national accounts.

Now powerful scrubbing and sweeping are made greener.



Picture shown may not represent model quoted

- The widest counter rotating dual cylindrical scrub deck in its class increasing the efficiency.
- Time-saving high volume tanks of 380 litres to enable cleaning of more than 9.200 m² without refill.
- Safe and easy operation with One-TouchTM control panel, front steering system and clear-ViewTM design providing an excellent view of the floor.
- Environmental friendly for both operator and surroundings with DustGuardTM misting system improving the dust free cleaning.
- Kubota powered engine means superior reliability with gear driven valve train.
- Reduced maintenance costs as there is no downtime due to repair of belts or chains on the engine.
- Ecoflex system guiding the user to a greener and more cost-effective cleaning mode, limiting the use of water and detergent.

● Standard equipment

Included accessories	Ref. no.	Min. required	SC8000 1300 LPG	SC8000 1300 D	SC8000 1600 LPG
Side Broom					
BROOM POLY SIDE	56462252	2	•	•	
Deck Blade					
BLADE KIT MAIN SCRUB-LINATEX	56111206	1	•	•	•
BLADE KIT-RT SCRUB-LINATEX	56111635	1			•
Squeegee Blade					
BLADE KIT-SQGEE-LINATEX-H	56111650	1	•	•	•
BLADE-SQGEE-LINATEX-RR-H	56413642	1	•	•	•
Light Option					
KIT WARNING BEACON	56110907	1	•	•	•
Other					
BACK UP ALARM KIT	56305519	1	•	•	•
LEFT SIDE BROOM WITH MISTING K	56111670	1			•



Ensuring you productive and powerful cleaning with green scope

● Standard equipment

Included accessories		Ref. no.	Min. required	SC8000 1600 D
Side Broom				
	BROOM POLY SIDE	56462252	2	
Deck Blade				
	BLADE KIT MAIN SCRUB-LINATEX	56111206	1	●
	BLADE KIT-RT SCRUB-LINATEX	56111635	1	●
Squeegee Blade				
	BLADE KIT-SQGEE-LINATEX-H	56111650	1	●
	BLADE-SQGEE-LINATEX-RR-H	56413642	1	●
Light Option				
	KIT WARNING BEACON	56110907	1	●
Other				
	BACK UP ALARM KIT	56305519	1	●
	LEFT SIDE BROOM WITH MISTING K	56111670	1	●

Model	SC8000 1300 LPG	SC8000 1300 D	SC8000 1600 LPG
Ref. no.	56108124	56108125	56108126

PRODUCT FEATURES

Adjustable steering and seat	●	●	●
Tip out recovery tank	●	●	●
Headlights and tail lights	●	●	●
Automatic squeegee lift in reverse	●	●	●
Power steering	●	●	●
Horn	●	●	●
Cylindrical deck: 2 brushes	●	●	●
Misting system	●	●	
Dual sweep units	●	●	●
Right scrub unit			●
Debris tray	●	●	●
Squeegee	●	●	●



Ensuring you productive and powerful cleaning with green scope

Model	SC8000 1600 D
Ref. no.	56108127

PRODUCT FEATURES

Adjustable steering and seat	•
Tip out recovery tank	•
Headlights and tail lights	•
Automatic squeegee lift in reverse	•
Power steering	•
Horn	•
Cylindrical deck: 2 brushes	•
Misting system	
Dual sweep units	•
Right scrub unit	•
Debris tray	•
Squeegee	•

Technical specifications	SC8000 1300 LPG	SC8000 1300 D	SC8000 1600 LPG
Power source	LPG	Diesel	LPG
Motorbrand	KUBOTA	KUBOTA	KUBOTA
Motor type	4 CYL., 55 Hp, 1.6L	4 CYL., 37.5 Hp 1.5L	4 CYL., 55 Hp, 1.6L
Max. speed (km/h)	13	13	13
Airflow (l/sec.)	170	170	170
Vacuum (kPa)	10.3	10.3	10.3
Sound pressure level at 1.5 m (dB(A) ISO 3744)	84	83	84
Productivity theoretical/actual (m ² /h)	15860/11100	15860/11100	19760/13830
Sweeping width (mm)	1570	1570	1520
Scrubbing width (mm)	1220	1220	1520
Min. turn-around aisle width (cm)	302	302	330
Max. climbing rate (%)	16	16	16
Max. working climbing rate (%)	12	12	12
Water flow (l/m)	7.0/16.0	7.0/16.0	7.0/16.0
Fuel tank (l)	-	48	-
Solution/recovery tank (l)	380/380	380/380	380/380
Hopper volume (l)	42	42	42
Squeegee width (mm)	1520	1520	1520
Brush/pad diameter (mm)	280x1220	280x1220	280x1220
Brush pressure (kg)	55/110/180	55/110/180	55/110/180
Brush speed (RPM)	470	470	470



Ensuring you productive and powerful cleaning with green scope

Technical specifications	SC8000 1300 LPG	SC8000 1300 D	SC8000 1600 LPG
Brush quantity and type	2 Cylindrical	2 Cylindrical	2 Cylindrical
Side broom diameter (mm)	510	510	-
Right scrub brush pressure (kg)	-	-	34/45/63
Right scrub brush speed (RPM)	-	-	180
Right scrub brush size (mm)	-	-	410
Length x width x height (mm)	2540x1420x1470	2540x1420x1470	2540x1670x1470
Weight (kg)	1350	1350	1454
Gross weight (gvw) (kg)	1730	1730	1834

Technical specifications	SC8000 1600 D
Power source	Diesel
Motorbrand	KUBOTA
Motor type	4 CYL, 37.5 Hp 1.5L
Max. speed (km/h)	13
Airflow (l/sec.)	170
Vacuum (kPa)	10.3
Sound pressure level at 1.5 m (dB(A) ISO 3744)	83
Productivity theoretical/actual (m²/h)	19760/13830
Sweeping width (mm)	1520
Scrubbing width (mm)	1520
Min. turn-around aisle width (cm)	330
Max. climbing rate (%)	16
Max. working climbing rate (%)	12
Water flow (l/m)	7.0/16.0
Fuel tank (l)	48
Solution/recovery tank (l)	380/380
Hopper volume (l)	42
Squeegee width (mm)	1520
Brush/pad diameter (mm)	280x1220
Brush pressure (kg)	55/110/180
Brush speed (RPM)	470
Brush quantity and type	2 Cylindrical
Side broom diameter (mm)	-
Right scrub brush pressure (kg)	34/45/63
Right scrub brush speed (RPM)	180
Right scrub brush size (mm)	410
Length x width x height (mm)	2540x1670x1470




Ensuring you productive and powerful cleaning with green scope

Technical specifications

SC8000 1600 D



Weight (kg)	1454
Gross weight (gvw) (kg)	1834

● Standard equipment, ○ Supplementary accessories, □ Mountable equipment

Accessories		Ref. no.	Min. required	SC8000 1300 LPG	SC8000 1300 D	SC8000 1600 LPG
Deck Blade						
	BLADE KIT MAIN SCRUB-GUM RUB	56111207	1	○	○	○
	BLADE KIT MAIN SCRUB-LINATEX	56111206	1	●	●	●
	BLADE KIT MAIN SCRUB-POLYURETH	56111210	1	○	○	○
	BLADE KIT OPT SCRUB PU	56111637	1			○
	BLADE KIT-RT SCRUB-GUM	56111636	1			○
	BLADE KIT-RT SCRUB-LINATEX	56111635	1			●
Squeegee Blade						
	BLADE KIT SQUEEGEE-POLYURETHAN	56111203	1	○	○	○
	BLADE KIT-SQGEE-LINATEX-H	56111650	1	●	●	●
	BLADE KIT-SQUEEG GUM RUBBER H	56111652	1	○	○	○
	BLADE REAR SQ PU H 63	56111205	1	○	○	○
	BLADE SQUEEGEE GUM RR H	56413710	1	○	○	○
	BLADE-SQGEE-LINATEX-RR-H	56413642	1	●	●	●
Side Broom						
	BROOM POLY SIDE	56462252	2	●	●	
	BROOM SIDE H. DUTY	56477812	2	□	□	
	BROOM-SIDE WHITE CRIMPED	56505629	2	□	□	
Brush Cylindrical						
	BRUSH CYL 48 DYNA GRIT 80	56110012	2	○	○	○
	BRUSH CYL 48 MIDLITE 180	56110013	2	○	○	○
	BRUSH CYL 48 PROLENE	56110011	2	○	○	○
Disc Brush 410 mm						
	DISC BRUSH-16 DYNAGRIT 3 LUG	56505832	1			○
	DISC BRUSH-16 MIDLITE 3 LUG	56505838	1			○
	DISC BRUSH-16 PROLENE 3 LUG	56505834	1			○
Guard Option						
	FOOT GUARD KIT	56111873	1	□	□	□
	OVERHEAD GUARD CANOPY KIT	56111267	1	□	□	□
	OVERHEAD GUARD KIT	56110300	1	□	□	□



Ensuring you productive and powerful cleaning with green scope




Accessories		Ref. no.	Min. required	SC8000 1300 LPG	SC8000 1300 D	SC8000 1600 LPG
	REAR BUMPER KIT	56111107	1	□	□	□
	ROLLER BUMPER KIT	56111848	1	□	□	□
Other						
	ARM REST LH & RH	7-03-04249	1	□	□	□
	ARM REST RH ONLY	7-03-04250	1	□	□	□
	BACK UP ALARM KIT	56305519	1	●	●	●
	DELUXE SEAT KIT	56111535	1	□	□	□
	DRAIN HOSE EXTENSION 11.5FT 3.5M	56601410	1	○	○	○
	EXTENDED SCRUB KIT	56111259	1	□	□	□
	FIRE EXTINGUISHER KIT	56510605	0	□	□	□
	KIT - DEBRIS TRAY	56111607	1	□	□	□
	KIT WASH HOSE	56111346	1	□	□	□
	LEFT SIDE BROOM WITH MISTING K	56111670	1			●
	RECOVERY TANK CLEAN OUT KIT	56111280	1	□	□	□
	SOLUTION FULL SHUTOFF KIT	56305896	1	□	□	□
	VAC WAND KIT	56110730	1	□	□	□
	WHEEL URETHANE 18 X 6	56111811	1	□	□	□
Light Option						
	BRAKE/SIGNAL LIGHT KIT	56111317	1	□	□	□
	KIT WARNING BEACON	56110907	1	●	●	●
	OVERHEAD GUARD BEACON KIT	56111265	1	□	□	□
Ecoflex System						
	ECOFLEX CHEMICAL KIT EU	56108131	1	□	□	□

● Standard equipment, ○ Supplementary accessories, □ Mountable equipment

Accessories		Ref. no.	Min. required	SC8000 1600 D
Deck Blade				
	BLADE KIT MAIN SCRUB-GUM RUB	56111207	1	○
	BLADE KIT MAIN SCRUB-LINATEX	56111206	1	●
	BLADE KIT MAIN SCRUB-POLYURETH	56111210	1	○
	BLADE KIT OPT SCRUB PU	56111637	1	○
	BLADE KIT-RT SCRUB-GUM	56111636	1	○
	BLADE KIT-RT SCRUB-LINATEX	56111635	1	●



Ensuring you productive and powerful cleaning with green scope

Accessories		Ref. no.	Min. required	SC8000 1600 D
Squeegee Blade				
	BLADE KIT SQUEEGEE-POLYURETHAN	56111203	1	○
	BLADE KIT-SQGEE-LINATEX-H	56111650	1	●
	BLADE KIT-SQUEEG GUM RUBBER H	56111652	1	○
	BLADE REAR SQ PU H 63	56111205	1	○
	BLADE SQUEEGEE GUM RR H	56413710	1	○
	BLADE-SQGEE-LINATEX-RR-H	56413642	1	●
Side Broom				
	BROOM POLY SIDE	56462252	2	
	BROOM SIDE H. DUTY	56477812	2	
	BROOM-SIDE WHITE CRIMPED	56505629	2	
Brush Cylindrical				
	BRUSH CYL 48 DYNA GRIT 80	56110012	2	○
	BRUSH CYL 48 MIDLITE 180	56110013	2	○
	BRUSH CYL 48 PROLENE	56110011	2	○
Disc Brush 410 mm				
	DISC BRUSH-16 DYNAGRIT 3 LUG	56505832	1	○
	DISC BRUSH-16 MIDLITE 3 LUG	56505838	1	○
	DISC BRUSH-16 PROLENE 3 LUG	56505834	1	○
Guard Option				
	FOOT GUARD KIT	56111873	1	□
	OVERHEAD GUARD CANOPY KIT	56111267	1	□
	OVERHEAD GUARD KIT	56110300	1	□
	REAR BUMPER KIT	56111107	1	□
	ROLLER BUMPER KIT	56111848	1	□
Other				
	ARM REST LH & RH	7-03-04249	1	□
	ARM REST RH ONLY	7-03-04250	1	□
	BACK UP ALARM KIT	56305519	1	●
	DELUXE SEAT KIT	56111535	1	□
	DRAIN HOSE EXTENSION 11.5FT 3.5M	56601410	1	○



Ensuring you productive and powerful cleaning with green scope

Accessories		Ref. no.	Min. required	SC8000 1600 D
	EXTENDED SCRUB KIT	56111259	1	□
	FIRE EXTINGUISHER KIT	56510605	0	□
	KIT - DEBRIS TRAY	56111607	1	□
	KIT WASH HOSE	56111346	1	□
	LEFT SIDE BROOM WITH MISTING K	56111670	1	●
	RECOVERY TANK CLEAN OUT KIT	56111280	1	□
	SOLUTION FULL SHUTOFF KIT	56305896	1	□
	VAC WAND KIT	56110730	1	□
	WHEEL URETHANE 18 X 6	56111811	1	□
Light Option				
	BRAKE/SIGNAL LIGHT KIT	56111317	1	□
	KIT WARNING BEACON	56110907	1	●
	OVERHEAD GUARD BEACON KIT	56111265	1	□
Ecoflex System				
	ECOFLEX CHEMICAL KIT EU	56108131	1	□

